

SECOND SEMESTER

Course Code	Name of the Course	No. of Hours/ wk	Internal Assessment				End Semester Exams		Total Marks	Tuto- rial	Credit Points
			Continuous Mode	Sessional Exams		Total	Marks	Duration			
				Marks	Duration						
BP201T	Human Anatomy and Physiology II – Theory	3	10	15	1 Hr	25	75	3 Hrs	100	1	4
BP202T	Pharmaceutical Organic Chemistry I – Theory	3	10	15	1 Hr	25	75	3 Hrs	100	1	4
BP203T	Biochemistry – Theory	3	10	15	1 Hr	25	75	3 Hrs	100	1	4
BP204T	Pathophysiology – Theory	3	10	15	1 Hr	25	75	3 Hrs	100	1	4
BP205T	Computer Applications in Pharmacy – Theory	3	25	50	2 Hr	75	---	---	75	-	3
BP206T	Environmental Sciences – Theory	3	25	50	2 Hr	75	---	---	75	-	3
BP207P	Human Anatomy and Physiology II – Practical	4	5	10	4 Hrs	15	35	4 Hrs	50	-	2
BP208P	Pharmaceutical Organic Chemistry I – Practical	4	5	10	4 Hrs	15	35	4 Hrs	50	-	2
BP209P	Biochemistry – Practical	4	5	10	4 Hrs	15	35	4 Hrs	50	-	2
BP210P	Computer Applications in Pharmacy – Practical	2	10	15	2 Hrs	25	---	---	25	-	1
Total		32	115	205	22Hrs	320	405	24 Hrs	725	4	29

BP 201T. HUMAN ANATOMY AND PHYSIOLOGY-II (Theory)

45 Hours

Scope: This subject is designed to impart fundamental knowledge on the structure and functions of the various systems of the human body. It also helps in understanding both homeostatic mechanisms. The subject provides the basic knowledge required to understand the various disciplines of pharmacy.

Objectives: Upon completion of this course the student should be able to:

1. Explain the gross morphology, structure and functions of various organs of the human body.
2. Describe the various homeostatic mechanisms and their imbalances.
3. Identify the various tissues and organs of different systems of human body.
4. Perform the hematological tests like blood cell counts, haemoglobin estimation, bleeding/clotting time etc and also record blood pressure, heart rate, pulse and respiratory volume.
5. Appreciate coordinated working pattern of different organs of each system
6. Appreciate the interlinked mechanisms in the maintenance of normal functioning (homeostasis) of human body.

Course Content:

Unit I

10 hours

- **Nervous system**

Organization of nervous system, neuron, neuroglia, classification and properties of nerve fibre, electrophysiology, action potential, nerve impulse, receptors, synapse, neurotransmitters.

Central nervous system: Meninges, ventricles of brain and cerebrospinal fluid. Structure and functions of brain (cerebrum, brain stem, cerebellum), spinal cord (gross structure, functions of afferent and efferent nerve tracts, reflex activity).

Unit II

06 hours

- **Digestive system**

Anatomy of GI Tract with special reference to anatomy and functions of stomach, (Acid production in the stomach, regulation of acid production through parasympathetic nervous system, pepsin role in protein digestion) small intestine and large intestine, anatomy and functions of salivary glands, pancreas and liver, movements of GIT, digestion and absorption of nutrients and disorders of GIT.

- **Energetics**

Formation and role of ATP, Creatinine Phosphate and BMR.

Unit III

- **Respiratory system**

10 hours

Anatomy of respiratory system with special reference to anatomy of lungs, mechanism of respiration, regulation of respiration.

Lung Volumes and capacities transport of respiratory gases, artificial respiration, and resuscitation methods.

- **Urinary system**

Anatomy of urinary tract with special reference to anatomy of kidney and nephrons, functions of kidney and urinary tract, physiology of urine formation, micturition reflex and role of kidneys in acid base balance, role of RAS in kidney

and disorders of kidney.

Unit IV

10 hours

- **Endocrine system**

Classification of hormones, mechanism of hormone action, structure and functions of pituitary gland, thyroid gland, parathyroid gland, adrenal gland, pancreas, pineal gland, thymus and their disorders.

Unit V

09 hours

- **Reproductive system**

Anatomy of male and female reproductive system, Functions of male and female reproductive system, sex hormones, physiology of menstruation, fertilization, spermatogenesis, oogenesis, pregnancy and parturition

- **Introduction to genetics**

Chromosomes, genes and DNA, protein synthesis, genetic pattern of inheritance.

BP 207 P. HUMAN ANATOMY AND PHYSIOLOGY (Practical)

4 Hours/week

Practical physiology is complimentary to the theoretical discussions in physiology. Practicals allow the verification of physiological processes discussed in theory classes through experiments on living tissue, intact animals or normal human beings. This is helpful for developing an insight on the subject.

1. To study the integumentary and special senses using specimen, models, etc.
2. To study the nervous system using specimen, models, etc.
3. To study the endocrine system using specimen, models, etc.
4. To demonstrate the general neurological examination.
5. To demonstrate the function of olfactory nerve.
6. To examine the different types of taste.
7. To demonstrate the visual acuity.
8. To demonstrate the reflex activity.
9. Recording of body temperature.
10. To demonstrate positive and negative feedback mechanism.
11. Determination of tidal volume and vital capacity.
12. Study of digestive, respiratory, cardiovascular systems, urinary and reproductive systems with the help of models, charts and specimens.
13. Recording of basal mass index.
14. Study of family planning devices and pregnancy diagnosis test.
15. Demonstration of total blood count by cell analyzer.
16. Permanent slides of vital organs and gonads.


Recommended Books (Latest Editions)

1. Essentials of Medical Physiology by K. Sembulingam and P. Sembulingam. Jaypee Brothers Medical Publishers, New Delhi.
2. Anatomy and Physiology in Health and Illness by Kathleen J.W. Wilson, Churchill Livingstone, New York.
3. Physiological basis of Medical Practice-Best and Tailor. Williams & Wilkins Co., Riverview, MI, USA.
4. Text book of Medical Physiology- Arthur C, Guyton and John. E. Hall. Miamisburg, OH, U.S.A.
5. Principles of Anatomy and Physiology by Tortora Grabowski. Palmetto, GA, U.S.A.
6. Textbook of Human Histology by Inderbir Singh, Jaypee Brothers Medical Publishers, New Delhi.
7. Textbook of Practical Physiology by C.L. Ghai, Jaypee Brothers Medical Publishers, New Delhi.
8. Practical Workbook of Human Physiology by K. Srinageswari and Rajeev Sharma, Jaypee Brother's Medical Publishers, New Delhi.
9. Dipiro J.L., Pharmacotherapy- A Pathophysiological Approach, Elsevier, Amsterdam.
10. Chaurasia B.D, Human Anatomy, Regional & Applied Part I, II & III, CBS Publishers & Distributors, New Delhi.

11. Ross and Wilson, Anatomy and Physiology in Health and Illness, Churchill Livingstone, London.
12. Seeley R.R., Stephens T.D. and Tate, P. Essentials of Anatomy and Physiology, McGraw-Hill, New York.

Reference Books:

1. Physiological Basis of Medical Practice-Best and Taylor. Williams & Wilkins Co, Riverview, MI, USA.
2. Text Book of Medical Physiology- Arthur C, Guyton and John. E. Hall. Miamisburg, OH, U.S.A.
3. Human Physiology (Vol 1 and 2) by Dr. C.C. Chatterrje, Academic Publishers Kolkata.



BP202T. PHARMACEUTICAL ORGANIC CHEMISTRY –I (Theory)

45 Hours

Scope: This subject deals with classification and nomenclature of simple organic compounds, structural isomerism, intermediates forming in reactions, important physical properties, reactions and methods of preparation of these compounds. The syllabus also emphasizes on mechanisms and orientation of reactions.

Objectives: Upon completion of the course the student shall be able to

1. Write the structure, name and the type of isomerism of the organic compound.
2. Write the reaction, name the reaction and orientation of reactions.
3. Account for reactivity/stability of compounds.
4. Identify/confirm the identification of organic compound.

Course Content:

General methods of preparation and reactions of compounds superscripted with asterisk (*) to be explained.

To emphasize on definition, types, classification, principles/mechanisms, applications, examples and differences.

Unit-I

07 Hours

- **Classification, nomenclature and isomerism**

Classification of Organic Compounds

Common and IUPAC systems of nomenclature of organic compounds (up to 10 Carbons open chain and carbocyclic compounds)

Structural isomerisms in organic compounds

Unit II

10 Hours

- **Alkanes*, Alkenes* and Conjugated dienes***

SP³ hybridization in alkanes, Halogenation of alkanes, uses of paraffins.

Stabilities of alkenes, SP² hybridization in alkenes.

E₁ and E₂ reactions – Kinetics, order of reactivity of alkyl halides, rearrangement of carbocations, Saytzeffs orientation and evidences. E₁ versus E₂ reactions, Factors affecting E₁ and E₂ reactions. Ozonolysis, electrophilic addition reactions of alkenes, Markownikoff's orientation, free radical addition reactions of alkenes, Anti Markownikoff's orientation.

Stability of conjugated dienes, Diel-Alder, electrophilic addition, free radical addition reactions of conjugated dienes, allylic rearrangement.

Unit III

10 Hours

- **Alkyl halides***

SN₁ and SN₂ reactions - kinetics, order of reactivity of alkyl halides, stereochemistry and rearrangement of carbocations. SN₁ versus SN₂ reactions, Factors affecting SN₁ and SN₂ reactions.

Structure and uses of ethylchloride, chloroform, trichloroethylene, tetrachloroethylene, dichloromethane, tetrachloromethane and iodoform.

- **Alcohols***- Qualitative tests, Structure and uses of Ethyl alcohol, Methyl alcohol, chlorobutanol, Cetosteryl alcohol, Benzyl alcohol, Glycerol, Propylene glycol.

Unit IV

10 Hours

- **Carbonyl compounds* (Aldehydes and ketones)**

Nucleophilic addition, Electromeric effect, aldol condensation, Crossed Aldol condensation, Cannizzaro reaction, Crossed Cannizzaro reaction, Benzoin condensation, Perkin condensation, qualitative tests, Structure and uses of Formaldehyde, Paraldehyde, Acetone, Chloral hydrate, Hexamine, Benzaldehyde, Vanilin, Cinnamaldehyde.

Unit V

08 Hours

- **Carboxylic acids***

Acidity of carboxylic acids, effect of substituents on acidity, inductive effect and qualitative tests for carboxylic acids, amide and ester

Structure and Uses of Acetic acid, Lactic acid, Tartaric acid, Citric acid, Succinic acid. Oxalic acid, Salicylic acid, Benzoic acid, Benzyl benzoate, Dimethyl phthalate, Methyl salicylate and Acetyl salicylic acid

- **Aliphatic amines*** - Basicity, effect of substituent on Basicity. Qualitative test, Structure and uses of Ethanolamine, Ethylenediamine, Amphetamine

BP208P. PHARMACEUTICAL ORGANIC CHEMISTRY -I (Practical)

4 Hours / week

- A. Systematic qualitative analysis of unknown organic compounds like
1. Preliminary test: Color, odour, aliphatic/aromatic compounds, saturation and unsaturation, etc.
 2. Detection of elements like Nitrogen, Sulphur and Halogen by Lassaigne's test
 3. Solubility test
 4. Functional group test like Phenols, Amides/ Urea, Carbohydrates, Amines, Carboxylic acids, Aldehydes and Ketones, Alcohols, Esters, Aromatic and Halogenated Hydrocarbons, Nitro compounds and Anilides.
 5. Melting point/Boiling point of organic compounds
 6. Identification of the unknown compound from the literature using melting point/ boiling point.
 7. Preparation of the derivatives and confirmation of the unknown compound by melting point/ boiling point.
 8. Minimum 5 unknown organic compounds to be analyzed systematically.
- B. Preparation of suitable solid derivatives from organic compounds.
- C. Construction of molecular models.

Recommended Books (Latest Editions)

1. Organic Chemistry by Morrison R.T., Boyd R.N. and Bhattacharjee, S.K. Dorling Kindersley (India) Pvt. Ltd. (Pearson Education Ltd.), New Delhi
2. Organic Chemistry by I.L. Finar , Volume-I, Pearson Education Ltd, New Delhi.
3. Textbook of Organic Chemistry by B.S. Bahl & Arun Bahl.
4. Practical Organic Chemistry by Mann and Saunders.
5. Vogel's Text book of Practical Organic Chemistry
6. Advanced Practical Organic Chemistry by N.K. Vishnoi.
7. Introduction to Organic Laboratory Techniques by Pavia, Lampman and Kriz.
8. Reaction and Reaction Mechanism by Ahluwalia/Chatwal.
9. A Guidebook to Mechanism in Organic Chemistry- by Sykes P., Longman Group Ltd, London.
10. Organic Chemistry- by Jain M.K., Sohan Lal Nagin Chand & Co, New Delhi.

BP203 T. BIOCHEMISTRY (Theory)

45 Hours

Scope: Biochemistry deals with complete understanding of the molecular levels of the chemical process associated with living cells. The scope of the subject is providing biochemical facts and the principles to understand metabolism of nutrient molecules in physiological and pathological conditions. It is also emphasizing on genetic organization of mammalian genome and hetero & autocatalytic functions of DNA.

Objectives: Upon completion of course student shall be able to

1. Understand the catalytic role of enzymes, importance of enzyme inhibitors in design of new drugs, therapeutic and diagnostic applications of enzymes.
2. Understand the metabolism of nutrient molecules in physiological and pathological conditions.
3. Understand the genetic organization of mammalian genome and functions of DNA in the synthesis of RNAs and proteins.

Course Content:

Unit I

08 Hours

- **Biomolecules**

Introduction, classification, chemical nature and biological role of carbohydrate, lipids, nucleic acids, amino acids and proteins.

- **Bioenergetics**

Concept of free energy, endergonic and exergonic reaction, Relationship between free energy, enthalpy and entropy; Redox potential.

Energy rich compounds; classification; biological significances of ATP and cyclic AMP

Unit II

10 Hours

- **Carbohydrate metabolism**

Glycolysis- Pathway, energetics and significance.

Citric acid cycle- Pathway, energetics and significance.

HMP shunt and its significance; Glucose-6-Phosphate dehydrogenase (G6PD) deficiency.

Glycogen metabolism Pathways and glycogen storage diseases (GSD) Gluconeogenesis- Pathway and its significance.

Hormonal regulation of blood glucose level and Diabetes mellitus.

- **Biological oxidation**

Electron transport chain (ETC) and its mechanism.

Oxidative phosphorylation & its mechanism and substrate level phosphorylation.

Inhibitors ETC and oxidative phosphorylation/Uncouplers.

Unit III

10 Hours

- **Lipid metabolism**

β -Oxidation of saturated fatty acid (Palmitic acid). Formation and utilization of ketone bodies; ketoacidosis. De novo synthesis of fatty acids (Palmitic acid).

Biological significance of cholesterol and conversion of cholesterol into bile acids, steroid hormone and vitamin D.

Disorders of lipid metabolism: Hypercholesterolemia, atherosclerosis, fatty liver and obesity.

- **Amino acid metabolism**

General reactions of amino acid metabolism: Transamination, deamination & decarboxylation, urea cycle and its disorders.

Catabolism of phenylalanine and tyrosine and their metabolic disorders (Phenylketonuria, Albinism, alcaptonuria, tyrosinemia).

Synthesis and significance of biological substances; 5-HT, melatonin, dopamine, noradrenaline, adrenaline.

Catabolism of heme; hyperbilirubinemia and jaundice.

Unit IV

10 Hours

- **Nucleic acid metabolism and genetic information transfer**

Biosynthesis of purine and pyrimidine nucleotides.

Catabolism of purine nucleotides and Hyperuricemia and Gout disease.

Organization of mammalian genome.

Structure of DNA and RNA and their functions DNA replication (semi conservative model) Transcription or RNA synthesis.

Genetic code, Translation or Protein synthesis and inhibitors.

Unit V

07 Hours

- **Enzymes**

Introduction, properties, nomenclature and IUB classification of enzymes.

Enzyme kinetics (Michaelis plot, Line Weaver Burke plot) Enzyme inhibitors with examples.

Regulation of enzymes: enzyme induction and repression, allosteric enzymes regulation.

Therapeutic and diagnostic applications of enzymes and isoenzymes.

Coenzymes –Structure and biochemical functions.

BP 209 P. BIOCHEMISTRY (Practical)

4 Hours / Week

1. Qualitative analysis of carbohydrates (Glucose, Fructose, Lactose, Maltose, Sucrose and starch).
2. Identification tests for Proteins (Albumin and Casein).
3. Quantitative analysis of reducing sugars (DNSA method) and Proteins (Biuret method).
4. Qualitative analysis of urine for abnormal constituents.
5. Determination of blood creatinine.
6. Determination of blood sugar.
7. Determination of serum total cholesterol.
8. Preparation of buffer solution and measurement of pH.
9. Study of enzymatic hydrolysis of starch.
10. Determination of Salivary amylase activity.
11. Study the effect of Temperature on Salivary amylase activity.
12. Study the effect of substrate concentration on salivary amylase activity.

Recommended Books (Latest Editions)

1. Harper's Illustrated Biochemistry- by Murray R.K. and Granner D.K., Lange Medical Publication.
2. Lehninger Principles of Biochemistry- by Nelson D.L. and Cox M.M., Macmillan Worth Publishers.
3. Fundamentals of Biochemistry- by Voet D., Voet J.G., Pratt C.W., John Wiley and Sons Inc.
4. Lippincott's Illustrative Reviews: Biochemistry- by Champe P.C., Harvey R.A., Ferrier D.R., Lippincott Williams and Wilkins.
5. Principles and Techniques of Biochemistry and Molecular Biology- by Wilson K. and Walker J. , Cambridge University Press.
6. Bioorganic Chemistry: A Chemical Approach to Enzyme Action- by Dugas H. 3rd Edition, Springer (India) Private Limited, New Delhi.
7. Molecular Cell Biology- by Lodish H., Berk A., Matsudaira P., Kaiser C.A., Krieger M. and Scott M.P., W. H. Freeman and Company, New York.
8. Introduction of Practical Biochemistry by David T. Plummer. (3rd Edition), Mc Graw Hill, New Delhi.
9. Practical Biochemistry by Harold Varley. CBS Publishers and Distributors. New Delhi.
10. Practical Biochemistry for Medical students by Rajagopal and Ramakrishna.
11. Conn E.E. and Stumph P.K., Outline of Biochemistry, John Wiley & Sons, New York.
12. Stryer L. and Berg J.M., Biochemistry, W.H. Freeman and Company, New York.
13. Harrow B. and Mazur A., Text book of Biochemistry, W.B. Saunders Co., Philadelphia.
14. Jayaraman J., Laboratory Manual in Biochemistry, Wiley Eastern Limited.
15. Singh S.P., Practical Manual to Biochemistry, CBS Publisher, New Delhi.
16. Boyer R.F. Modern Experimental Biochemistry, Dorling Kindersley (India) Pvt. Ltd.
17. Comprehensive Viva and Practical Biochemistry- by Deb A.C., New Central Book Agency (P.) Ltd. London.
18. Vyas S.P. and Kohli D.V., Pharmaceutical Biochemistry, 1st Edition, CBS Publishers & Distributors, New Delhi.

BP 204T. PATHOPHYSIOLOGY (THEORY)

45Hours

Scope: Pathophysiology is the study of causes of diseases and reactions of the body to such disease producing causes. This course is designed to impart a thorough knowledge of the relevant aspects of pathology of various conditions with reference to its pharmacological applications, and understanding of basic pathophysiological mechanisms. Hence it will not only help to study the syllabus of pathology, but also to get baseline knowledge required to practice medicine safely, confidently, rationally and effectively.

Objectives: Upon completion of the subject student shall be able to –

1. Describe the etiology and pathogenesis of the selected disease states;
2. Name the signs and symptoms of the diseases; and
3. Mention the complications of the diseases.

Course content:

Unit I

10 Hours

Basic principles of Cell injury and Adaptation:

Introduction, definitions, Homeostasis, Components and Types of Feedback systems, Causes of cellular injury, Pathogenesis (Cell membrane damage, Mitochondrial damage, Ribosome damage, Nuclear damage), Morphology of cell injury – Adaptive changes (Atrophy, Hypertrophy, hyperplasia, Metaplasia, Dysplasia), Cell swelling, Intra cellular accumulation, Calcification, Enzyme leakage and Cell Death Acidosis & Alkalosis, Electrolyte imbalance.

Basic mechanism involved in the process of inflammation and repair:

Introduction, Clinical signs of inflammation, Different types of Inflammation, Mechanism of Inflammation – Alteration in vascular permeability and blood flow, migration of WBC's, Mediators of inflammation, Basic principles of wound healing in the skin, Pathophysiology of Atherosclerosis.

Unit II

10Hours

- **Cardiovascular System:**

Hypertension, congestive heart failure, ischemic heart disease (angina, myocardial infarction, atherosclerosis and arteriosclerosis)

- **Respiratory system:** Asthma, Chronic obstructive airways diseases.

- **Renal system:** Acute and chronic renal failure.

Unit III

10Hours

- **Haematological Diseases:**

Iron deficiency, megaloblastic anemia (Vit B12 and folic acid), sickle cell anemia, thalasemia, hereditary acquired anemia, hemophilia

- **Endocrine system:** Diabetes, thyroid diseases, disorders of sex hormones.

- **Nervous system:** Epilepsy, Parkinson's disease, stroke, psychiatric disorders: depression, schizophrenia and Alzheimer's disease.

- **Gastrointestinal system:** Peptic Ulcer.

Unit IV

8 Hours

- **Inflammatory bowel diseases, jaundice, hepatitis (A,B,C,D,E,F) alcoholic liver disease.**

- **Disease of bones and joints:** Rheumatoid arthritis, osteoporosis and gout.

- **Principles of cancer:** classification, etiology and pathogenesis of cancer.

Unit V

7 Hours

- **Infectious diseases:** Meningitis, Typhoid, Leprosy, Tuberculosis, Urinary tract infections


- **Sexually transmitted diseases:** AIDS, Syphilis, Gonorrhea.

Recommended Books (Latest Editions)

1. Vinay Kumar, Abul K. Abas, Jon C. Aster; Robbins & Cotran Pathologic Basis of Disease; South Asia edition; India; Elsevier; 2014.
2. Harsh Mohan; Text book of Pathology; 6th edition; India; Jaypee Publications; 2010.
3. Laurence B, Bruce C, Bjorn K. ; Goodman Gilman's The Pharmacological Basis of Therapeutics; 12th edition; New York; McGraw-Hill; 2011.
4. Best, Charles Herbert 1899-1978; Taylor, Norman Burke 1885-1972; West, John B (John Burnard); Best and Taylor's Physiological basis of medical practice; 12th ed; united states; William and Wilkins, Baltimore; 1991 [1990 printing].
6. Nicki R. Colledge, Brian R. Walker, Stuart H. Ralston; Davidson's Principles and Practice of Medicine; 21st edition; London; ELBS/Churchill Livingstone; 2010.
7. Guyton A, John .E Hall; Textbook of Medical Physiology; 12th edition; WB Saunders Company; 2010.
8. Joseph DiPiro, Robert L. Talbert, Gary Yee, Barbara Wells, L. Michael Posey; Pharmacotherapy: A Pathophysiological Approach; 9th edition; London; McGraw-Hill Medical; 2014.
9. V. Kumar, R. S. Cotran and S. L. Robbins; Basic Pathology; 6th edition; Philadelphia; WB Saunders Company; 1997.
10. Roger Walker, Clive Edwards; Clinical Pharmacy and Therapeutics; 3rd edition; London; Churchill Livingstone Publication; 2003.

Recommended Journals

1. The Journal of Pathology. ISSN: 1096-9896 (Online).
2. The American Journal of Pathology. ISSN: 0002-9440.
3. Pathology. 1465-3931 (Online).
4. International Journal of Physiology, Pathophysiology and Pharmacology, ISSN: 1944- 8171,
5. Indian Journal of Pathology and Microbiology. ISSN-0377-4929.



BP205 T. COMPUTER APPLICATIONS IN PHARMACY (Theory)

30 Hrs (2 Hrs/Week)

Scope: This subject deals with the introduction Database, Database Management system, computer application in clinical studies and use of databases.

Objectives: Upon completion of the course the student shall be able to

1. Know the various types of application of computers in pharmacy.
2. Know the various types of databases.
3. Know the various applications of databases in pharmacy.

Course content:

Unit I

06 hours

Number system: Binary number system, Decimal number system, Octal number system, Hexadecimal number systems, conversion decimal to binary, binary to decimal, octal to binary etc, binary addition, binary subtraction – One's complement, Two's complement method, binary multiplication, binary division

Concept of Information Systems and Software : Information gathering, requirement and feasibility analysis, data flow diagrams, process specifications, input/output design, process life cycle, planning and managing the project

Unit II

06 hours

Web technologies: Introduction to HTML, XML, CSS and Programming languages, introduction to web servers and Server Products.
Introduction to databases, MYSQL, MS ACCESS, Pharmacy Drug database.

Unit III

06 hours

Application of computers in Pharmacy – Drug information storage and retrieval, Pharmacokinetics, Mathematical model in Drug design, Hospital and Clinical Pharmacy, Electronic Prescribing and discharge (EP) systems, barcode medicine identification and automated dispensing of drugs, mobile technology and adherence monitoring
Diagnostic System, Lab-diagnostic System, Patient Monitoring System, Pharma Information System.


Unit IV**06 hours**

Bioinformatics: Introduction, Objective of Bioinformatics, Bioinformatics Databases, Concept of Bioinformatics, Impact of Bioinformatics in Vaccine Discovery.

Unit V**06 hours**

Computers as data analysis in Preclinical development:

Chromatographic data analysis (CDS), Laboratory Information management System (LIMS) and Text Information Management System (TIMS)



BP210P. COMPUTER APPLICATIONS IN PHARMACY (Practical)

1. Design a questionnaire using a word processing package to gather information about a particular disease.
2. Create a HTML web page to show personal information.
3. Retrieve the information of a drug and its adverse effects using online tools
4. Creating mailing labels Using Label Wizard, generating label in MS WORD
5. Create a database in MS Access to store the patient information with the required fields Using access
6. Design a form in MS Access to view, add, delete and modify the patient record in the database
7. Generating report and printing the report from patient database
8. Creating invoice table using – MS Access
9. Drug information storage and retrieval using MS Access
10. Creating and working with queries in MS Access
11. Exporting Tables, Queries, Forms and Reports to web pages
12. Exporting Tables, Queries, Forms and Reports to XML pages

Recommended books (Latest edition):

1. Computer Application in Pharmacy – William E.Fassett –Lea and Febiger, 600 South Washington Square, USA, (215) 922-1330.
2. Computer Application in Pharmaceutical Research and Development –Sean Ekins – Wiley-Interscience, A John Willey and Sons, INC., Publication, USA.
3. Bioinformatics (Concept, Skills and Applications) – S.C.Rastogi-CBS Publishers and Distributors, 4596/1- A, 11 Darya Gani, New Delhi – 110 002(INDIA).
4. Microsoft office Access - 2003, Application Development Using VBA, SQL Server, DAP and Infopath – Cary N. Prague – Wiley Dreamtech India (P) Ltd., 4435/7, Ansari Road, Daryagani, New Delhi - 110002.

BP 206 T. ENVIRONMENTAL SCIENCES (Theory)

30 hours

Scope: Environmental Sciences is the scientific study of the environmental system and the status of its inherent or induced changes on organisms. It includes not only the study of physical and biological characters of the environment but also the social and cultural factors and the impact of man on environment.

Objectives: Upon completion of the course the student shall be able to:

1. Create the awareness about environmental problems among learners.
2. Impart basic knowledge about the environment and its allied problems.
3. Develop an attitude of concern for the environment.
4. Motivate learner to participate in environment protection and environment improvement.
5. Acquire skills to help the concerned individuals in identifying and solving environmental problems.
6. Strive to attain harmony with Nature.

Course content:

Unit I

10hours

The multidisciplinary nature of environmental studies.

Natural Resources

Renewable and non-renewable resources:

Natural resources and associated problems

a) Forest resources; b) Water resources; c) Mineral resources; d) Food resources; e) Energy resources; f) Land resources: Role of an individual in conservation of natural resources.

Unit II

10hours

Ecosystems

- Concept of an ecosystem.
- Structure and function of an ecosystem.
- Introduction, types, characteristic features, structure and function of the ecosystems: Forest ecosystem; Grassland ecosystem; Desert ecosystem; Aquatic ecosystems (ponds, streams, lakes, rivers, oceans, estuaries)

Unit III

10hours

Environmental Pollution: Air pollution; Water pollution; Soil pollution

Recommended Books (Latest edition):

1. Singh, Y.K. Environmental Science, New Age International Pvt, Publishers, Bangalore
2. Agarwal, K.C. 2001 Environmental Biology, Nidi Publ. Ltd. Bikaner.
3. Bharucha Erach, The Biodiversity of India, Mapin Publishing Pvt. Ltd., Ahmedabad – 380 013, India,
4. Brunner R.C., 1989, Hazardous Waste Incineration, McGraw Hill Inc. 480p
5. Clark R.S., Marine Pollution, Clanderson Press Oxford
6. Cunningham, W.P. Cooper, T.H. Gorhani, E & Hepworth, M.T. 2001, Environmental Encyclopedia, Jaico Publ. House, Mumbai, 1196p
7. De A.K., Environmental Chemistry, Wiley Eastern Ltd.
8. Down of Earth, Centre for Science and Environment.

